

Please check the examination details below before entering your candidate information

Candidate surname

Other names

Centre Number

Candidate Number

--	--	--	--	--

--	--	--	--	--

Pearson Edexcel Level 3 GCE

Wednesday 13 October 2021 – Afternoon

Time 2 hours

Paper
reference

9MA0/02

Mathematics

Advanced

PAPER 2: Pure Mathematics 2

You must have:

Mathematical Formulae and Statistical Tables (Green), calculator

Total Marks

Candidates may use any calculator allowed by Pearson regulations. Calculators must not have the facility for symbolic algebra manipulation, differentiation and integration, or have retrievable mathematical formulae stored in them.

Instructions

- Use **black** ink or ball-point pen.
- If pencil is used for diagrams/sketches/graphs it must be dark (HB or B).
- **Fill in the boxes** at the top of this page with your name, centre number and candidate number.
- Answer **all** questions and ensure that your answers to parts of questions are clearly labelled.
- Answer the questions in the spaces provided – *there may be more space than you need.*
- You should show sufficient working to make your methods clear. Answers without working may not gain full credit.
- Inexact answers should be given to three significant figures unless otherwise stated.

Information

- A booklet 'Mathematical Formulae and Statistical Tables' is provided.
- There are 15 questions in this question paper. The total mark for this paper is 100.
- The marks for **each** question are shown in brackets – *use this as a guide as to how much time to spend on each question.*

Advice

- Read each question carefully before you start to answer it.
- Try to answer every question.
- Check your answers if you have time at the end.

Turn over ►

P68732A

©2021 Pearson Education Ltd.

A:1/1/1/1/1/




Pearson

Question 1 continued

DO NOT WRITE IN THIS AREA

DO NOT WRITE IN THIS AREA

DO NOT WRITE IN THIS AREA

Ruled writing area with horizontal lines for student response.

(Total for Question 1 is 4 marks)



P 6 8 7 3 2 A 0 3 4 8

Question 2 continued

DO NOT WRITE IN THIS AREA

DO NOT WRITE IN THIS AREA

DO NOT WRITE IN THIS AREA

Ruled area for writing the answer to Question 2.

(Total for Question 2 is 5 marks)



P 6 8 7 3 2 A 0 5 4 8

3. Using the laws of logarithms, solve the equation

$$\log_3 (12y + 5) - \log_3 (1 - 3y) = 2$$

(3)

DO NOT WRITE IN THIS AREA

DO NOT WRITE IN THIS AREA

DO NOT WRITE IN THIS AREA



Question 3 continued

DO NOT WRITE IN THIS AREA

DO NOT WRITE IN THIS AREA

DO NOT WRITE IN THIS AREA

Lined writing area for the answer to Question 3.

(Total for Question 3 is 3 marks)



P 6 8 7 3 2 A 0 7 4 8

4. Given that θ is small and measured in radians, use the small angle approximations to show that

$$4 \sin \frac{\theta}{2} + 3 \cos^2 \theta \approx a + b\theta + c\theta^2$$

where a , b and c are integers to be found.

(3)

DO NOT WRITE IN THIS AREA

DO NOT WRITE IN THIS AREA

DO NOT WRITE IN THIS AREA



Question 4 continued

DO NOT WRITE IN THIS AREA

DO NOT WRITE IN THIS AREA

DO NOT WRITE IN THIS AREA

Lined area for writing the answer to Question 4.

(Total for Question 4 is 3 marks)



P 6 8 7 3 2 A 0 9 4 8

Question 5 continued

DO NOT WRITE IN THIS AREA

DO NOT WRITE IN THIS AREA

DO NOT WRITE IN THIS AREA

Lined writing area for the response to Question 5.

(Total for Question 5 is 7 marks)



P 6 8 7 3 2 A 0 1 1 4 8

6.

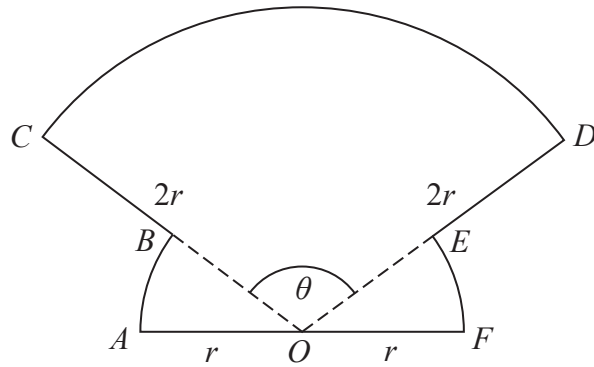


Figure 1

The shape $OABCDEFO$ shown in Figure 1 is a design for a logo.

In the design

- OAB is a sector of a circle centre O and radius r
- sector OFE is congruent to sector OAB
- ODC is a sector of a circle centre O and radius $2r$
- AOF is a straight line

Given that the size of angle COD is θ radians,

(a) write down, in terms of θ , the size of angle AOB (1)

(b) Show that the area of the logo is

$$\frac{1}{2} r^2 (3\theta + \pi) \quad (2)$$

(c) Find the perimeter of the logo, giving your answer in simplest form in terms of r , θ and π . (2)



7. In this question you should show all stages of your working.
Solutions relying entirely on calculator technology are not acceptable.

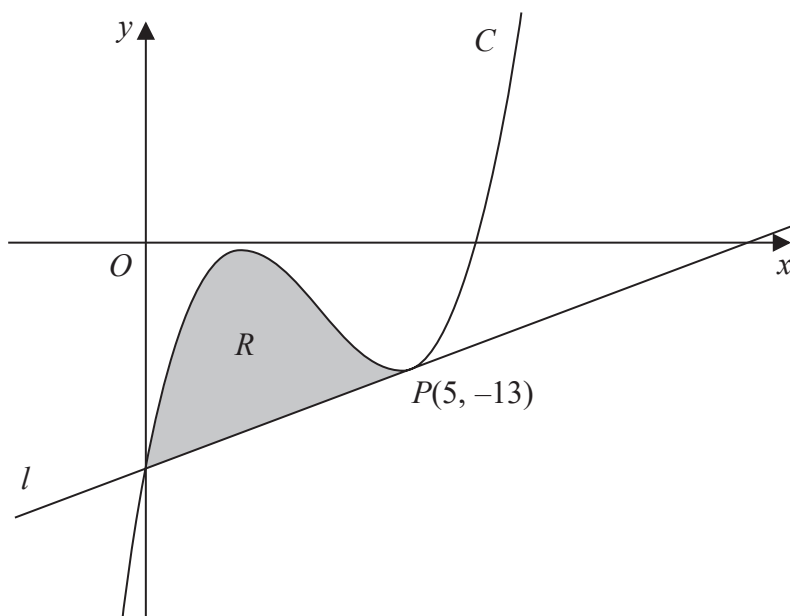


Figure 2

Figure 2 shows a sketch of part of the curve C with equation

$$y = x^3 - 10x^2 + 27x - 23$$

The point $P(5, -13)$ lies on C

The line l is the tangent to C at P

- (a) Use differentiation to find the equation of l , giving your answer in the form $y = mx + c$ where m and c are integers to be found. (4)

- (b) Hence verify that l meets C again on the y -axis. (1)

The finite region R , shown shaded in Figure 2, is bounded by the curve C and the line l .

- (c) Use algebraic integration to find the exact area of R . (4)



Question 7 continued

DO NOT WRITE IN THIS AREA

DO NOT WRITE IN THIS AREA

DO NOT WRITE IN THIS AREA

Lined writing area for the answer to Question 7.



Question 7 continued

Lined writing area for the question.

DO NOT WRITE IN THIS AREA

DO NOT WRITE IN THIS AREA

DO NOT WRITE IN THIS AREA



Question 7 continued

DO NOT WRITE IN THIS AREA

DO NOT WRITE IN THIS AREA

DO NOT WRITE IN THIS AREA

Lined writing area for question 7.

(Total for Question 7 is 9 marks)



P 6 8 7 3 2 A 0 1 9 4 8

8. The curve C has equation

$$px^3 + qxy + 3y^2 = 26$$

where p and q are constants.

(a) Show that

$$\frac{dy}{dx} = \frac{apx^2 + bqy}{qx + cy}$$

where a , b and c are integers to be found.

(4)

Given that

- the point $P(-1, -4)$ lies on C
- the normal to C at P has equation $19x + 26y + 123 = 0$

(b) find the value of p and the value of q .

(5)



Question 8 continued

DO NOT WRITE IN THIS AREA

DO NOT WRITE IN THIS AREA

DO NOT WRITE IN THIS AREA

Lined writing area for the answer to Question 8.

(Total for Question 8 is 9 marks)



P 6 8 7 3 2 A 0 2 3 4 8

9. Show that

$$\sum_{n=2}^{\infty} \left(\frac{3}{4}\right)^n \cos(180n)^\circ = \frac{9}{28}$$

(3)

DO NOT WRITE IN THIS AREA

DO NOT WRITE IN THIS AREA

DO NOT WRITE IN THIS AREA



10. The time, T seconds, that a pendulum takes to complete one swing is modelled by the formula

$$T = al^b$$

where l metres is the length of the pendulum and a and b are constants.

(a) Show that this relationship can be written in the form

$$\log_{10} T = b \log_{10} l + \log_{10} a \quad (2)$$

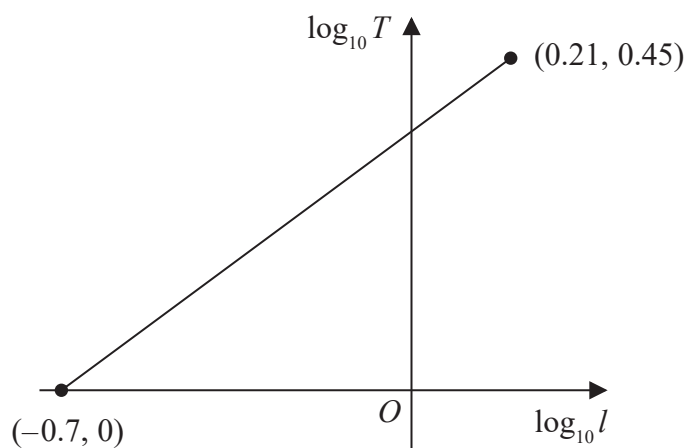


Figure 3

A student carried out an experiment to find the values of the constants a and b .

The student recorded the value of T for different values of l .

Figure 3 shows the linear relationship between $\log_{10} l$ and $\log_{10} T$ for the student's data.

The straight line passes through the points $(-0.7, 0)$ and $(0.21, 0.45)$

Using this information,

(b) find a complete equation for the model in the form

$$T = al^b$$

giving the value of a and the value of b , each to 3 significant figures.

(3)

(c) With reference to the model, interpret the value of the constant a .

(1)



Question 10 continued

DO NOT WRITE IN THIS AREA

DO NOT WRITE IN THIS AREA

DO NOT WRITE IN THIS AREA

Lined writing area for the answer.



P 6 8 7 3 2 A 0 2 7 4 8

Question 10 continued

Lined writing area for the answer to Question 10.

DO NOT WRITE IN THIS AREA

DO NOT WRITE IN THIS AREA

DO NOT WRITE IN THIS AREA



11.

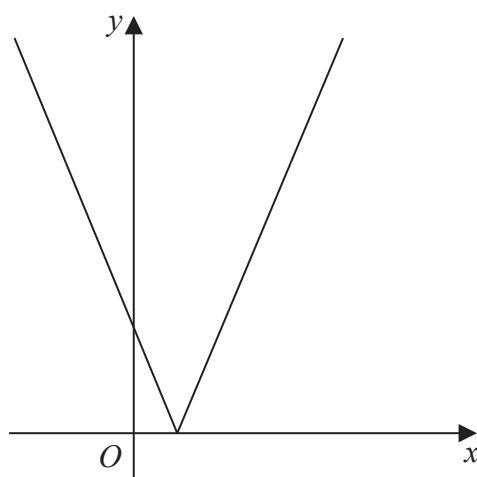


Figure 4

Figure 4 shows a sketch of the graph with equation

$$y = |2x - 3k|$$

where k is a positive constant.

(a) Sketch the graph with equation $y = f(x)$ where

$$f(x) = k - |2x - 3k|$$

stating

- the coordinates of the maximum point
- the coordinates of any points where the graph cuts the coordinate axes

(4)

(b) Find, in terms of k , the set of values of x for which

$$k - |2x - 3k| > x - k$$

giving your answer in set notation.

(4)

(c) Find, in terms of k , the coordinates of the minimum point of the graph with equation

$$y = 3 - 5f\left(\frac{1}{2}x\right)$$

(2)



Question 11 continued

DO NOT WRITE IN THIS AREA

DO NOT WRITE IN THIS AREA

DO NOT WRITE IN THIS AREA

Lined writing area for the answer.



P 6 8 7 3 2 A 0 3 1 4 8

14.

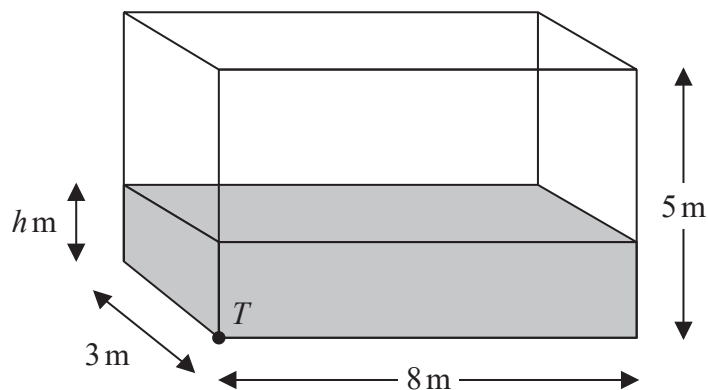


Figure 5

Water flows at a constant rate into a large tank.

The tank is a cuboid, with all sides of negligible thickness.

The base of the tank measures 8 m by 3 m and the height of the tank is 5 m.

There is a tap at a point T at the bottom of the tank, as shown in Figure 5.

At time t minutes after the tap has been opened

- the depth of water in the tank is h metres
- water is flowing into the tank at a constant rate of 0.48 m^3 per minute
- water is modelled as leaving the tank through the tap at a rate of $0.1h \text{ m}^3$ per minute

(a) Show that, according to the model,

$$1200 \frac{dh}{dt} = 24 - 5h \quad (4)$$

Given that when the tap was opened, the depth of water in the tank was 2 m,

(b) show that, according to the model,

$$h = A + Be^{-kt}$$

where A , B and k are constants to be found. (6)

Given that the tap remains open,

(c) determine, according to the model, whether the tank will ever become full, giving a reason for your answer. (2)



Question 14 continued

DO NOT WRITE IN THIS AREA

DO NOT WRITE IN THIS AREA

DO NOT WRITE IN THIS AREA

Lined writing area consisting of multiple horizontal lines for text entry.



P 6 8 7 3 2 A 0 4 1 4 8

15. (a) Express $2\cos\theta - \sin\theta$ in the form $R\cos(\theta + \alpha)$, where $R > 0$ and $0 < \alpha < \frac{\pi}{2}$

Give the exact value of R and the value of α in radians to 3 decimal places.

(3)

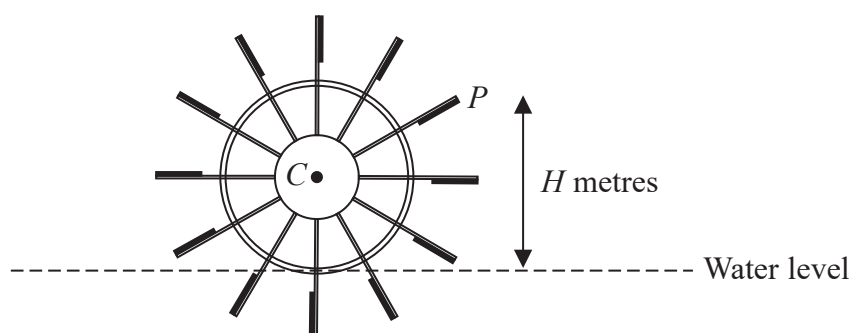


Figure 6

Figure 6 shows the cross-section of a water wheel.

The wheel is free to rotate about a fixed axis through the point C .

The point P is at the end of one of the paddles of the wheel, as shown in Figure 6.

The water level is assumed to be horizontal and of constant height.

The vertical height, H metres, of P above the water level is modelled by the equation

$$H = 3 + 4\cos(0.5t) - 2\sin(0.5t)$$

where t is the time in seconds after the wheel starts rotating.

Using the model, find

- (b) (i) the maximum height of P above the water level,
 (ii) the value of t when this maximum height first occurs, giving your answer to one decimal place.

(3)

In a single revolution of the wheel, P is below the water level for a total of T seconds.

According to the model,

- (c) find the value of T giving your answer to 3 significant figures.

(Solutions based entirely on calculator technology are not acceptable.)

(4)

In reality, the water level may not be of constant height.

- (d) Explain how the equation of the model should be refined to take this into account.

(1)



